



# Nimbus 365 Coupe

£479,995 • Essex United Kingdom (UK) • New • 2026

## Presented by


Peter Marchant  
Phone: 44(0)1206302003

**Morgan Marine**  
The Boatyard, Shipyard  
Estate  
CO7 0AR Colchester  
United Kingdom (UK)



## Details

Make:	Nimbus
Model:	365 Coupe
Year:	2026
Condition:	New
Engine type:	
Fuel type:	Diesel
Length:	11.56 m (37.93 ft)
Beam:	3.5 m (11.48 ft)
Cabins:	0
Berths:	0



Morgan Marine



7zea.com

# Description

EN

Purpose-built weekend boat and long-distance cruiser focusing on functional design. Explore the Nimbus 365 Coupé: a versatile long-distance cruising yacht, perfect for families or experienced boaters, featuring smart design, ample living space, and outstanding fuel efficiency for extended trips. Lots of extras including aft electric window, electric blinds, electric roof hatches, aft canopy, TV, full navigation electronics and autopilot - plus more! Interior finished in beautiful Mahogany with teak koto flooring. The boat has been designed to be lightweight and reduce environmental impact with a single fuel efficient Volvo engine. Complete with antifoul, 3 piece name set and electric lead - ready to go. This 2026 model year Nimbus 365 Coupe is in stock at Morgan Marine and available for viewing 7 days a week. Special stock offer - call for details. Note - library photos may not reflect specification of boat. Call us for best stock deals!

Deck: Shower on transom - hot and cold water. Extended aft roof. Integrated ventilation to improve air circulation and quality. Wide and deep sidedeck on starboard side provides easy movement around the boat with access to helm side door and the pontoon; plus access to the fuel tank. Stainless steel open pulpits. Large integrated sundeck on the foredeck with cushions. Large swim platform with high frame and door for improved safety, folding ladder, fender storage and self draining storage box. Aft deck (on the same level as the swim platform and saloon) with L-shape sofa (providing good depth and back support) plus a table for a great dining experience - plus aft canopy. Set of outdoor cushions - blue. Cleats + midship cleat. Grab rails. Foldable stainless steel mast (for antenna / lights etc) on wheelhouse roof. Self draining deck. Windlass at bow. Teak deck / black caulking. Mooring package with anchor + fenders + mooring lines.

Cabin: Forward cabin with double berth (coil mattress) + extra mattress topper and wardrobe. Aft cabin with double berth + extra mattress topper and wardrobe. Separate toilet compartment with electric flush toilet, sink and shower. U-shape saloon sofa converts to extra double berth. Carpet and curtains in cabins.

Cockpit: Large wheelhouse with laminated windows, large arched windscreen (with wiper + screen wash + defroster + canopy), aft door with electric window, starboard sliding door and port side opening window. Great visibility from the helm position and saloon + extra large glass roof and two large electric sunroofs (with blinds) for more natural light. Safety glass windows (glued in to minimise noise) + blinds. Reversible passenger sofa - converts to form U-shape seating at saloon table on port side. Matte surfaces are easier to clean and help to minimise reflections. Starboard side galley with gas cooker, sink, fridge and kitchen fan + Nimbus exclusive dinner set (for 6 people). Additional fridge under saloon sofa. Ergonomic helm seat (for sitting or standing) - folds for more space around galley + footrest. Dash with instrument panel, compass, electronics and cup holder. Interior cushions - blue.

Electronics: Simrad 16 inch plotter. Simrad NAC2 autopilot, OP12 control, RF25 rudder feedback. Simrad RS40 VHF + AIS receiver with HS40 wireless handset. Simrad P319 echosounder. Volvo Penta trip computer + depth / log. Volvo Penta Easy Connect. Fusion MS-RA210 stereo. ChargeMaster 12/35A - shore power and battery charger + 12v outlet. Mastervolt combimaster 12/3000va-100, MasterView5 panel and MasterShunt 500. Shorepower inlet in bow. Solar Energy Package: Mastervolt Solar Chargemaster. Search light on stainless steel mast with joystick. LED lighting creates a cosy interior. LED courtesy lights on deck. Electrical panel with fuses. Navigation lights. 22 inch TV / DVD in deck saloon + antenna.

Machinery: Volvo Penta D6-440. Trim tabs for improved comfort. Twin rudders for better manoeuvrability. Quick BTQ180-55 stern thruster and bow thruster + remote. Eberspracher D6 heater & defroster. Isotemp Spa 20L hot water system. Fuel capacity 700L. Water capacity: 270L. Hot water capacity: 20L. Waste capacity: 120L with electric pump out. Seafire automatic fire-fighting system. Manual and electric bilge pump. CE Category B.

## General information

Make:	Nimbus
Model:	365 Coupe
Year:	2026
Condition:	New

## Engine

Engine type:	
Fuel type:	Diesel



## Measurements

Length:	11.56 m (37.93 ft)
Beam:	3.5 m (11.48 ft)
Deep:	1.14 m (3.74 ft)

## Accommodation

Cabins:	0
Berths:	0

# Images









**Morgan Marine**

The Boatyard, Shipyard Estate  
CO7 0AR Colchester  
United Kingdom (UK)

Phone: 44(0)1206302003

<https://morganmarine.com>

